


SHARDUL SECURITIES LIMITED									
CIN: L50100MH1059PLC036937									
G-12, Tolani Chambers, Marine Drive, Mumbai - 400 021, Tel.: 91 22 4000 0500 Fax: 91 22 2264 6565									
Email: investor@shardul.com Website: www.shardulsecurities.com									
EXTRACT OF STATEMENT OF STANDALONE & CONSOLIDATED FINANCIAL RESULTS FOR QUARTER ENDED 31ST DECEMBER, 2020									
(Rs. in Lakh, except per share data)									
Sr. No.	Particulars	Standalone				Consolidated			
		Quarter Ended 31-Dec-20 Unaudited	Nine-months ended 31-Dec-20 Unaudited	Quarter Ended 31-Mar-20 Unaudited	Year Ended 31-Mar-20 Audited	Quarter Ended 31-Dec-20 Unaudited	Nine-months ended 31-Dec-20 Unaudited	Quarter Ended 31-Mar-20 Unaudited	Year Ended 31-Mar-20 Audited
1	Total Income From Operations (Net)	974.83	1,980.15	323.60	383.68	1,511.21	2,268.84	373.80	560.49
2	Net Profit / (Loss) for the period (before tax, Exceptional and/or Extraordinary Items)	932.98	1,872.46	280.23	(879.52)	1,049.82	2,091.57	288.07	(888.16)
3	Net Profit / (Loss) for the period before tax (after Exceptional and/or Extraordinary Items)	932.98	1,872.46	280.23	(879.52)	1,049.82	2,091.57	288.07	(888.16)
4	Net Profit / (Loss) for the period after tax	804.50	1,493.70	238.58	(647.74)	806.79	1,655.92	254.33	(637.71)
5	Total Comprehensive Income for the period (Comprising Profit / (Loss) after tax and Other Comprehensive Income after tax)	(760.02)	10,137.80	1,903.21	(8,625.61)	(739.56)	12,748.14	2,268.28	(4,703.32)
6	Equity Share Capital (Face Value Rs 10 each)	1,749.84	1,749.84	1,749.84	1,749.84	1,749.84	1,749.84	1,749.84	1,749.84
7	Reserves (excluding revaluation reserve as shown in the Balance Sheet)	-	-	-	19,165.00	-	-	-	23,801.93
8	Earnings per equity share of face value of Rs. 10/- each (not annualised)								
	a) Basic (in Rs.)	4.60	8.54	1.35	(3.70)	5.12	9.46	1.45	(3.62)
	b) Diluted (in Rs.)	4.60	8.54	1.35	(3.70)	5.12	9.46	1.45	(3.62)


RENAISSANCE GLOBAL LIMITED							
(FORMERLY KNOWN AS RENAISSANCE JEWELLERY LIMITED)							
CIN L36911MH1989PLC054498							
Regd Office : Plot Nos. 36A & 37, SEEPZ-SEZ, Andheri (East), Mumbai - 400 096.							
UNAUDITED CONSOLIDATED FINANCIAL RESULTS FOR THE QUARTER / NINE MONTHS ENDED DECEMBER 31, 2020							
(Rs. in Lakhs)							
Sr. No.	Particulars	Quarter Ended		Nine Months Ended		Year Ended	
		Dec 31, 2020 Unaudited	Sep 30, 2020 Unaudited	Dec 31, 2019 Unaudited	Dec 31, 2020 Unaudited	Dec 31, 2019 Unaudited	March 31, 2020 Audited
1	Total Income from Operations (net)	74,146.43	53,198.69	89,533.88	1,46,311.83	2,05,693.34	2,51,015.09
2	Net Profit before tax and Exceptional Items	3,393.16	3,047.63	5,421.48	3,965.97	9,886.33	11,000.92
3	Net Profit after tax and Exceptional Items	2,559.81	2,273.07	4,396.58	3,057.33	8,278.04	9,223.24
4	Total Comprehensive Income for the period (Comprising Profit/Loss for the period (after tax) and other Comprehensive Income (after tax))	4,922.89	3,760.08	4,368.98	13,377.59	6,712.56	3,395.09
5	Equity Share Capital (Face Value of ₹ 10/- each)	1,868.30	1,868.30	1,868.30	1,868.30	1,868.30	1,868.30
6	Earning Per Share EPS (of ₹ 10/- each not annualised)						
	Basic	13.56	10.47	23.45	14.62	44.25	47.10
	Diluted	13.56	10.47	23.45	14.62	44.25	47.10



पावरग्रिड POWERGRID

Transmitting Power Transforming Lives

Extract of the Statement of Consolidated Un-audited Financial Results for the Quarter and Nine Months ended 31 December 2020							
(Rs. in Crores)							
S.No.	Particulars	Quarter ended			Nine Months ended		Year Ended
		31.12.2020 Unaudited	30.09.2020 Unaudited	31.12.2019 Unaudited	31.12.2020 Unaudited	31.12.2019 Unaudited	31.03.2020 Unaudited
1	Revenue from Operations	10,142.48	9,625.68	9,354.38	29,120.56	27,595.26	37,742.54
2	Profit before Exceptional Items and Tax (including Regulatory Deferral Account Balances (net of tax))	4,446.57	3,892.89	3,498.06	11,242.20	10,257.00	14,890.15
3	Profit before Tax (including Regulatory Deferral Account Balances (net of tax))	4,446.57	3,892.89	3,498.06	11,242.20	10,257.00	14,890.15
4	Profit after Tax for the period before Regulatory Deferral Account Balances	2,888.20	2,102.32	2,309.94	7,744.88	7,038.27	9,376.00
5	Profit after Tax for the period	3,367.71	3,094.10	2,672.03	8,510.23	7,745.93	11,059.40
6	Total Comprehensive Income comprising net Profit after Tax and Other Comprehensive Income	3,376.99	3,088.98	2,668.20	8,521.99	7,707.14	10,955.38
7	Paid up Equity Share Capital (Face value of share: ₹10/- each)	5,231.59	5,231.59	5,231.59	5,231.59	5,231.59	5,231.59
8	Reserves (excluding Revaluation Reserve) as shown in the Balance sheet	-	-	-	-	-	58,463.76
9	Earnings per equity share including movement in Regulatory Deferral Account Balances (Face value of ₹10/- each): Basic and Diluted (in ₹)	6.44	5.91	5.11	16.27	14.81	21.14
10	Earnings per equity share excluding movement in Regulatory Deferral Account Balances (Face value of ₹10/- each): Basic and Diluted (in ₹)	5.71	5.83	4.41	14.80	13.45	17.82



THE GRAND BHAGWATI

HOTELS • BANQUETS • CONVENTIONS • CLUB

TGB BANQUETS AND HOTELS LIMITED

CIN: L55100GJ1999PLC036830

Registered Office: "The Grand Bhagwati", Plot No.380, S.G. Road, Bodakdev, Ahmedabad-380054.
E-mail: info@tgbhotels.com Website: www.tgbhotels.com Tel. 079-26841000

EXTRACT OF UNAUDITED FINANCIAL RESULTS FOR THE QUARTER AND NINE MONTHS ENDED ON 31ST DECEMBER, 2020							
(All figures in ₹ except EPS)							
Sr. No.	Particulars	QUARTER ENDED		NINE MONTHS ENDED		YEAR ENDED	
		31.12.2020 Unaudited	30.09.2020 Unaudited	31.12.2019 Unaudited	31.12.2020 Unaudited	31.12.2019 Unaudited	31.03.2020 Audited
1	Total Income from Operation (net)	608.01	317.40	978.17	1,029.80	2,531.34	5,389.45
2	Net Profit / (Loss) for the period (before Tax, Exceptional and/or Extraordinary Items)	-122.94	-437.20	50.66	-755.29	127.30	42.03
3	"Net Profit / (Loss) for the period before tax (after Exceptional and/or Extraordinary Items)"	-122.94	-437.20	50.66	-755.29	127.30	42.03
4	Net Profit / (Loss) for the period after tax (after Exceptional and/or Extraordinary Items)	-122.94	-437.20	50.66	-755.29	127.30	86.14
5	Total Comprehensive Income for the period (Comprising Profit / (Loss) for the period (after tax) and Other Comprehensive Income (after tax and other comprehensive))	-122.94	-437.20	50.66	-755.29	127.30	119.35
6	Equity Share Capital (Face Value of Rs. 10 each)	2,928.64	2,928.64	2,928.64	2,928.64	2,928.64	2,928.64
7	Other Equity	-	-	-	-	-	-
8	Earnings Per Share (of Rs. 10/- each) for continuing / discontinuing operation						
	1) Basic	-0.42	-1.49	0.17	-2.58	0.43	0.29
	2) Diluted	-0.42	-1.49	0.17	-2.58	0.43	0.29

Notes:

- The statutory auditor of the company has conducted a limited review of the standalone financial results for the quarter and nine months ended December 31, 2020 pursuant to regulation 33 of the SEBI (Listing Obligations and Disclosure Requirements) Regulations, 2015. The full quarterly financial results are available on the Company website i.e. www.tgbhotels.com.
- The audit committee reviewed the above results and subsequently approved by the Board of Directors at their meeting held on 11th February, 2021. The Statutory Auditors of the Company have carried out a limited review of the above results.

For **TGB Banquets and Hotels Limited**
Yogendra Chauhan
Executive Director & CEO
DIN : 08816193



MISHMANN

Sumit N. Shah

MISHMANN FOODS LIMITED

REGISTERED OFFICE: C-808, Ganesh Maridan, Opp. Gujarat High Court, S.G. Highway, Ahmedabad-380060
Ph: +91 7940023116 | Fax: +91 7940033116 | info@mishmann.com
CIN NO.: L15400GJ1981PLC004170

EXTRACT OF THE UNAUDITED STANDALONE FINANCIAL RESULTS OF THE MISHMANN FOODS LIMITED FOR THE QUARTER AND NINE MONTHS ENDED DECEMBER 31, 2020					
(Rs. in Lakhs, except per equity share data)					
Sr No	Particulars	Quarter Ended 31st Dec. 2020	Quarter Ended 30th Sep. 2020	Quarter Ended 31st Dec. 2019	Year Ended 31st March. 2020
		(Unaudited)	(Unaudited)	(Unaudited)	(Audited)
1	Total Income from Operations	11616.11	10074.28	11206.14	48202.82
2	Net Profit / (Loss) for the period (before tax, Exceptional and/or Extraordinary Items)	35.29	10.27	435.83	3.38
3	Net Profit / (Loss) for the period before tax (after Exceptional and/or Extraordinary Items)	35.29	10.27	435.83	3.38
4	Net Profit / (Loss) for the period after tax (after Exceptional and/or Extraordinary Items)	25.31	3.61	292.32	3.38
5	Total Comprehensive Income for the period (Comprising Profit / (Loss) for the period (after tax) and Other Comprehensive Income (after tax))	25.31	3.61	292.32	3.38
6	Equity Share Capital	5000.00	5000.00	5000.00	5000.00
7	Reserves (excluding Revaluation Reserve) as shown in the Audited Balance Sheet of the previous year	1921.83	1921.83	1918.44	1918.44
8	Earnings Per Share (of ₹ 1/- each) for continuing and discontinued operations -				
	1. Basic	0.01	0.00	0.06	0.00
	2. Diluted	0.01	0.00	0.06	0.00

Notes:

- The above is an extract of the detailed format of Quarterly Financial Results filed with the Stock Exchanges under Regulation 33 of the SEBI (Listing and Other Disclosure Requirements) Regulations, 2015. The full format of the Quarterly Financial Results is available on the website of the Stock Exchange(s) www.bseindia.com and www.nseindia.com and the listed entity's website www.mishmann.com
- The Unaudited Standalone Financial Results along with Limited Review Report for the Quarter and nine Months ended December 30, 2020 have been taken on record by the Board of Directors at its meeting held on Friday, February 12, 2021
- # - Exceptional and/or Extraordinary items adjusted in the Statement of Profit and Loss in accordance with IND AS Rules

Place : Ahmedabad
Date : 12/02/2021

For Mishmann Foods Limited
Sd/-
Hitesh Kumar G. Patel
Managing Director
DIN: 03430889


For and on behalf of **POWER GRID CORPORATION OF INDIA LTD.**
M. Taj Mukarram, Director (Finance)

Place : Gurugram
Date : 11th February 2021

POWER GRID CORPORATION OF INDIA LIMITED
(A Government of India Enterprise)
Registered Office: B-9, Outub Institutional Area, Katwaria Sarai, New Delhi-110016
Corporate Office : "SaaJamini", Plot-2, Sector-29, Gurugram, 120001 (Haryana) CIN: L410101DL1988G0038121
www.powergridindia.com

NSE - TGBHOTELS

BSE - 632845



THE GRAND BHAGWATI

HOTELS • BANQUETS • CONVENTIONS • CLUB

TGB BANQUETS AND HOTELS LIMITED

CIN: L55100GJ1999PLC036830

Registered Office: "The Grand Bhagwati", Plot No.380, S.G. Road, Bodakdev, Ahmedabad-380054.
E-mail: info@tgbhotels.com Website: www.tgbhotels.com Tel. 079-26841000

EXTRACT OF UNAUDITED FINANCIAL RESULTS FOR THE QUARTER AND NINE MONTHS ENDED ON 31ST DECEMBER, 2020

(All figures in ₹ except EPS)

Sr. No.	Particulars	Standalone					
		QUARTER ENDED			NINE MONTH ENDED		YEAR ENDED
		31.12.2020 Unaudited	30.09.2020 Unaudited	31.12.2019 Unaudited	31.12.2020 Unaudited	31.12.2019 Unaudited	31.03.2020 Audited
1	Total Income from Operation (net)	608.01	317.40	978.17	1,029.80	2,531.34	5,389.45
2	Net Profit / (Loss) for the period (before Tax, Exceptional and/or Extraordinary Items)	-122.94	-437.20	50.66	-755.29	127.30	42.03
3	"Net Profit / (Loss) for the period before tax (after Exceptional and/or Extraordinary Items#)"	-122.94	-437.20	50.66	-755.29	127.30	42.03
4	Net Profit / (Loss) for the period after tax (after Exceptional and/or Extraordinary Items#)	-122.94	-437.20	50.66	-755.29	127.30	86.14
5	Total Comprehensive Income for the period (Comprising Profit / (Loss) for the period (after tax) and Other Comprehensive Income (after tax and other comprehensive)	-122.94	-437.20	50.66	-755.29	127.30	119.35
6	Equity Share Capital (Face Value of Rs. 10 each)	2,928.64	2,928.64	2,928.64	2,928.64	2,928.64	2,928.64
7	Other Equity	-	-	-	-	-	-
8	Earnings Per Share (of Rs. 10/- each) for continuing / discontinuing operation						
	1) Basic	-0.42	-1.49	0.17	-2.58	0.43	0.29
	2) Diluted	-0.42	-1.49	0.17	-2.58	0.43	0.29

Notes:

- The statutory auditor of the company have conducted a limited review of the standalone financial results for the quarter and nine month ended December 31, 2021 pursuant to regulation 33 of the SEBI (LODR) Regulation 2015. the financial results have been review by the Audit Committee and thereafter approved by the Board of Directors at their respective meeting held on February 12, 2021
- These financial statements have been prepared in accordance with the recognition and measurement principles laid down in Ind AS 34, Interim Financial Reporting prescribed under section 133 of the Companies Act, 2013 read with the relevant rules issued thereafter ('Ind AS') and other accounting principles generally accepted in India, to the extent applicable.
- The company do not have reportable segments other then hotels as per the Indian Accounting Standards.
- The figures for the previous period have been regrouped, rearranged and reclassified wherever necessary to confirm the current years figures, and as per the Ind AS schedule III to the Companies Act, 2013.
- The un-audited financial result for the quarter and nine months ended 31.12.2020 have been adversely impacted by outbreak of CoVID-19 pandemic and therefore are not comparable with the corresponding previous quarter and nine months ended 31.12.2019
- The full format of the unaudited standalone Financial Results for the quarter and nine months ended December 31, 2020 are available on the Stock Exchange websites i.e. www.nseindia.com, www.bseindia.com and on the company's website www.tgbhotels.com.

For, TGB Banquets and Hotels Limited
Narendra G. Soman
Chairman & Managing Director
(DIN: 00054229)

Place: Ahmedabad
Date: February 12, 2021

ચારીઓના
વોટરઓ
જે
શ સોશયલ
સ્પેષ દ્વારા
સી પોલીસી
એ અને તેમાં
રેન્ટ કંપની
તેયારી કરી
કર એ હવે
પારખતા
મંચારીઓને
ઈ પ્રકારની
આપવાના
અગાઉ
કાર માધ્યમ
ઈ-મેલ-
પોટસએપથી
પર સહિતની
પ્રાપ્યતોની
તી. પણ
તે લોક થઈ
મામ વેચાણ
વે કોઈપણ
કીયા પર
તી મુકવા
કનો ભય
ચારીઓના
પ્રવશે નહી.
ક્રના તમામ
આપવામાં
શિવ અપુર્વ
કરી કાનૂની
થશે અને
શનને આ
લેવાશે.
મના પગાર
ની માહિતી
તેમાં તેની
બંધકારી
નાથી આ
ની શહે છે.
ઈઈમ વધી
ખતરનાક
પ્રીલથી જે
ઈ રહ્યા છે
શ સમાવેશ.

જય શ્રીગણેશ વાચક